



# ACE'S Spotlight on a Subject


## Spring Term 2025 Art and Design

### How is Art and design taught at Ace?

The aim of our art and design curriculum is to inspire our children and develop their confidence to experiment with a range of media in order to create their own original works of art. We use the 'Kapow' scheme of work to deliver engaging, challenging and progressive art lessons that give the children hands on experience in drawing, painting, sculpture, craft and design. Within each unit of learning, the children also have the opportunity to experience and evaluate the work of other great artists using key vocabulary. Art and design at ACE alternates each term with DT, providing an equal opportunity of artistic expression and hands-on design work throughout the school year. This alternating structure ensures that our children get a well-rounded education in both subjects.

### Recent Learning in the Infants


Year 1 have been exploring mark making and line; working and experimenting with different materials through observational and collaborative pieces, starting with self-portraits.



Year 2 are using a range of tools for mark making and creating texture to illustrate a story this term


### Recent Learning in the Juniors

Year 3 learnt about the use of shape and experimented with using natural products for mark making when creating some authentic pre-historic art



Year 5 experimented with the use of tone, colour and space using paints and pastels with a variety of tools to create some fantastic mixed media spaceart.

Year 6 have been exploring the meaning behind paintings and developing their own personal interpretations based on chosen artists



### How can you support your child with art and design at home?

Take every opportunity to get creative out side of school—entering school competitions; making thank you cards for family and friends; decorating biscuits; building sculptures in the garden; taking drawing materials on days out or when going to a restaurant to beat boredom; and doodling for fun together. Encourage your child to use scissors under supervision at home and develop skills by cutting out shapes. Discover the artwork of other great artists by visiting galleries together and talk about what you like or don't like and why (all of the art galleries in London are free to enter and make a fabulous rainy day activity). There are so many genres of art and it can inspire confidence in children to realise that not all artwork looks realistic. Also remember that photography is art too, an iPhone can be used to get creative!