

Features of a Persuasive Text

Providing a good reason for your argument, your side of the story or something you believe in is always useful when trying to persuade someone.




Features of a Persuasive Text

Please read through today's slides for this lesson. Feel free to watch [this video](#) instead to help for visual learning.

Remember you only need to practice the activity at the end out loud or in your head as this is just an lesson aid before English today.

What Is a Persuasive Text?


A persuasive text is a piece of writing that argues a point of view, to convince the reader to agree with the author.



They express your opinions for what you think, feel and believe.


What's in a Persuasive Text?

The same as any form of writing, persuasive text include specific features that make it persuasive.




Opening statement

Introduce your point of view for the topic that you are talking about.



Arguments

States your point of view and reasons for each argument.



Conclusion

Summarise your arguments ('In conclusion...') and repeat your point of view.

Organisation!

A persuasive text is organised into paragraphs to make it easier to read. Use each paragraph to support one part of your argument.

Paragraph 1 (What my issue is example)

I am writing to you today to explain why I think that we should stop making non-recyclable materials completely. We must work together to make sure that we aren't damaging the planet any more than we already have!

Paragraph 2 (First argument example)

I understand that you are trying to get profit for your company you need to buy cheaper materials but consequently that's effecting our planet so much so that your company could cease to exist one day! I strongly believe that we can find an alternative material for you to use!

Paragraph 5 (Conclusion of argument example)

In conclusion, your company needs to think about the planet, the children's future and how we can stop hurting the world by helping the planet with a cost effective and recyclable material for your snuggly wuggly chocolate bunnies.

Have I Persuaded You Yet?

So when writing persuasive text, always remember to:

- Give evidence and proof to your arguments.
- Use time connectives and persuasive sentence starters.
- Cause and effect conjunctions (e.g. because, however, as a result of)
- Give a reasonable argument to get the reader interested and on your side.
- Use interesting, strong and emotive words. (Wednesday's grammar lesson)
- Simple sentences help the reader to understand your arguments.
- Persuasive writing is written in the present tense.

Have a think!

In our English writing this week, we are going to try to persuade our readers on whether or not Beowulf is a good hero and warrior!

Think back to what we've learnt already about Beowulf, his battles and the type of person he is.

Do you think he's a good hero? Think of some reasons to explain your opinion ready to use later in our English lesson.

Remember you only need to practice the activity out loud or in your head as this is just an lesson aid before English today.