






Year 2 Home Learning Timetable Week 1

	Morning Work	Maths	Break	English	Reading	Lunch	Wider Curriculum
MONDAY		<p>Spr2.1.1 - Recognise equal groups on Vimeo</p> <p>Click on the link to find the learning video for maths then complete the attached worksheet.</p>	Break	<p>Practise the Year 2 spellings that are attached. Can you read all these words? Can you spell them all? ©Can you put some of them into sentences?</p>	See attached sheet	Lunch	<p>Theme Geography What is a continent? (thenational.academy)</p> <p>Click on the link and watch the video and join in the activities about continents.</p>
TUESDAY	<p>Using these coins, make:</p> 	<p>Spr2.1.2 - Make equal groups on Vimeo</p> <p>Click on the link to find the learning video for maths then complete the attached worksheet.</p>		<p>https://www.bbc.co.uk/bitesize/articles/znbx6v4</p> <p>adjectives and conjunctions</p>	Independent Reading		<p>Science What is a habitat? (thenational.academy)</p> <p>Click on the link, watch the video and carry out the activities about habitats.</p>



Year 2 Home Learning Timetable Week 1

WEDNESDAY		<p><u>Spr2.1.3 - Add equal groups on Vimeo</u> Click on the link to find the learning video for maths then complete the attached worksheet.</p>		<p>https://www.bbc.co.uk/bitesize/articles/zbpr47h phonics (UK countries)</p>	See attached sheet		<p>RE-Jewish Festivals <u>What are the Jewish festivals? (thenational.academy)</u> Click on the link and watch the video and carry out the activities about Jewish festivals</p>
THURSDAY	<p>Do you know your 2, 5 and 10 times table?</p>	<p><u>Spr2.1.4 - Multiplication using the x symbol on Vimeo</u> Click on the link to find the learning video for maths then complete the attached worksheet.</p>		See attached sheet	Independent Reading		<p>Art Watch this clip <u>Art and Design KS1 / KS2: Creating a collage landscape - BBC Teach</u> Then create your own collage using materials from around your home and garden.</p>



Year 2 Home Learning Timetable Week 1

FRIDAY	Can you spell the days of the week?	<p>Spr2.1.5 - Multiplication sentences using pictures on Vimeo</p> <p>Click on the link to find the learning video for maths then complete the attached worksheet.</p>		See attached sheet	See attached sheet	<p style="text-align: center;">Music</p> <p>Playing instruments made of rubbish https://www.bbc.co.uk/bitesize/clips/zn_dhyrd</p> <p>Listen carefully to the rhythms of the junk band shown in the clip then join in with the band, using whatever is to hand.</p> <p>After playing along with the clip, demonstrate your favourite rhythms. Play together with another member of your household, one person keeping a steady pulse and the other beating a more varied rhythm around it. Make a collection of objects that can be used to beat out rhythms. The children might add old keys, tin cans, iron nails, plastic cartons or blocks of wood to the collection. When children have found one way to make a sound with an object, ask: "Can you make a different sound with that object?" Keys, for example, could be jangled or used to scrape along a wooden board.</p>
---------------	--	--	--	--------------------	--------------------	---